

Bulletin Board Calendar Set - Black Water color Theme

6 Ratings



Grade Levels
Not Grade Specific

Subjects
Special Education, Other, For All Subject Areas

Resource Type
Other, Printables, Bulletin Board Ideas

Formats Included
Zip

Pages
40 pages

\$2.00

Edit

Download Zip (5 MB)

Share this resource



Report this resource to TpT



Adulding Made Easy aka SpedAdulding
15.6k Followers Following

Also included in

EDITABLE CLASSROOM DECOR BUNDLE

EDITABLE Black Watercolor Classroom Theme BUNDLE

MONEY SAVING BUNDLE FOR Age appropriate classroom decor & organization materials! Black...

\$13.25 (was \$20.50) Save \$7.25

View Bundle

10 Products

Description Reviews 6 Q&A 1 More from Adulding Made Easy aka SpedAdulding

Description

Age appropriate classroom decor & organization materials! Black, gray and white water color theme featuring high quality clipart! Large classroom calendar to hang on the board or bulletin with labels & extension activities for morning meeting!

THIS COMES WITH:

- 1 calendar design
- Today is, Yesterday was;, Tomorrow will be;, The Year is;, & The weather is; boards
- Months of the year Labels
- Days of the week Labels
- Weather labels with visuals
- Year labels (up to 2024, will be updated when needed)
- Numbers 1-31 and additional labels (eg. No School)

DIMENSIONS:

- 5in x 11in Today is, Yesterday was;, Tomorrow will be;, The Year is;, & The weather is; boards
- 2.8inx10.3in year, months, days, weather labels (fit in the rectangle space for the boards above)
- 3inx3in calendar numbers
- The full size of the calendar is about 24 inches tall and 27 inches wide.

This resource is part of the Black Water Color Theme.

KINDLY NOTE:

- The clipart is embedded and cannot be changed or removed.
- PRINTING MONTH & NUMBER LABELS:** with high quality colored ink, on letter sized (8.5x11) card stock, and laminate for longevity!
- Select "Fit To Page" when printing.
- Save paper and ink by selecting specific pages to print (there are several designs of the same content included in this resource)
- Numbers are 3x3in and Months are 3.5inx11in

- PRINTING LARGE CALENDAR:** unless you have a poster printer, you will have to take the PDF to your local office supply or print store. The full size of the calendar is about 24 inches tall and 27 inches wide.
- LAMINATING:** If you do not have access to a large laminator that will fit the poster, call your local office supply store to see if they offer laminating services. Lakeshore Learning should also offer lamination.
- VELCRO:** Place a piece of velcro at the center of every square & the top header, so that you can interchange the months and numbers as many times as you would like! Please preview before purchasing.
- Feel free to ask questions! spedadulding@gmail.com

FOLLOW ADULTING MADE EASY ON:

BLOG | INSTAGRAM | FACEBOOK | TWITTER | PINTEREST |

Total Pages 40 pages
Answer Key N/A
Teaching Duration N/A

Report this Resource to TpT

Reported resources will be reviewed by our team. Report this resource to let us know if this resource violates TpT's content guidelines.

Reviews

5.0

Based on 6 reviews

All ratings All grades Population

Rachel M.
May 4, 2021

Extremely satisfied

Love this! Very age appropriate for my high school group.

Students used with

9th, 12th grades
Primarily students with mild to severe disabilities

Helpful Reply

Lauren P.
December 10, 2020

Extremely satisfied

Love this in my classroom.

Students used with

4th grade

Students were engaged



Helpful Reply

Katie W.
September 29, 2020

Extremely satisfied

So cute!

Students used with

Early Childhood, PreK

Students were engaged

N/A

Helpful Reply

Paula K.
October 10, 2019

5.0

Can't wait to use it! thank you!

This review was left prior to the new ratings system. See rating breakdown.

Helpful Reply

Susan Siske (TpT Seller)
September 1, 2019

5.0

Great resource. Thank you! :-)

This review was left prior to the new ratings system. See rating breakdown.

Helpful Reply

Show more reviews

Questions & Answers

Question August 14, 2019 from Jazmin E.

Hi, can I print myself and attach the calendar myself?

Delete



Answer August 14, 2019 from Adulding Made Easy aka SpedAdulding (TpT Seller)

Hi Jazmin,

PRINTING MONTH & NUMBER LABELS: with high quality colored ink, on letter sized (8.5x11) card stock, and laminate for longevity!
Select "Fit To Page" when printing.

Save paper and ink by selecting specific pages to print (there are several designs of the same content included in this resource)
Numbers are 3x3in and Months are 3.5inx11in

Show More


Edit Delete

More from Adulding Made Easy aka SpedAdulding

See all 940 resources

15.6k Followers

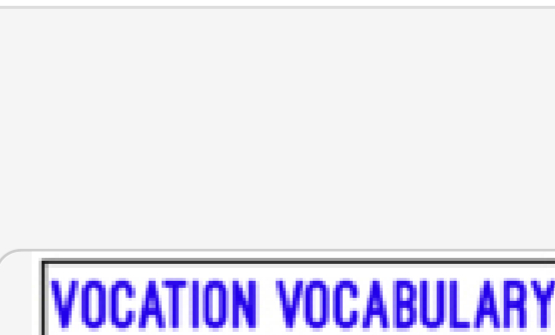
Following




Bulletin Board Calendar Set - Water color Tropical...
\$3.00
20



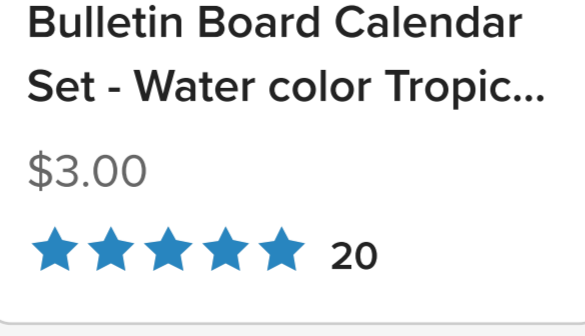
Hardware Store Tools Task Boxes - Counting
\$1.00
2



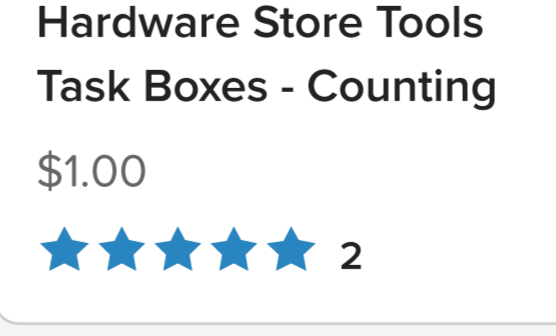
Vocational Vocabulary Task Boxes - Picture to...
\$1.00
4



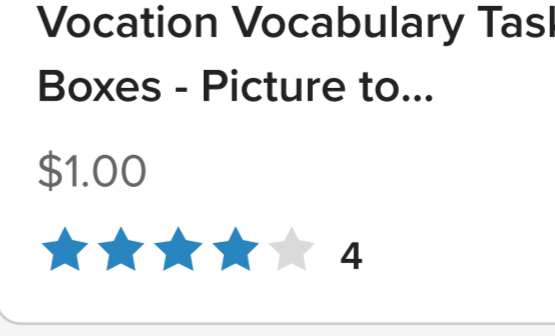
Life Skills Task Box Functional Vocabulary...
\$41.00 (was \$92.00)
16



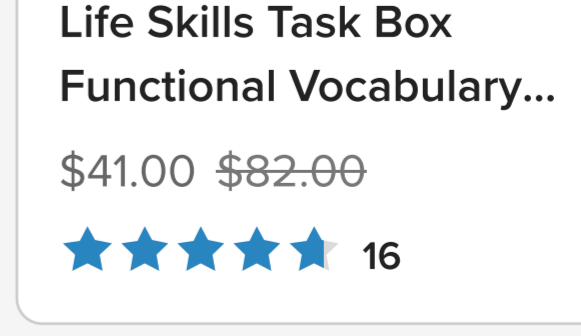
Shopping List Addition - 2 items - Level 2 Typing...
\$2.00
1



Community Schedules - Hockey team schedule ...
\$2.00
1



Analog Clocks - Quarter To - Typing Boom Cards
\$2.00
4



Reading Thermometers Fahrenheit Typing Boo...
\$2.00
4

